

WELCOME TO THE 7th CCP PHENOGENOMICS CONFERENCE 2025. THIS EDITION WILL BE FULLY HYBRID.

The official time zone of the 7th CCP Phenogenomics Conference 2025 is Central European Summer Time (UTC+2).

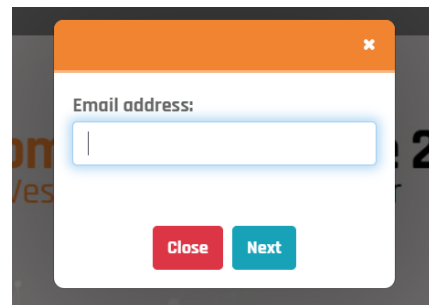
The official programme **will start on Tuesday, 11th September, at 9:00 AM.**

HOW TO GET IN?

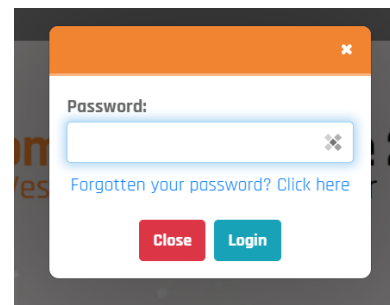
Use the “**User login**” button in the upper right corner of the [website](#):



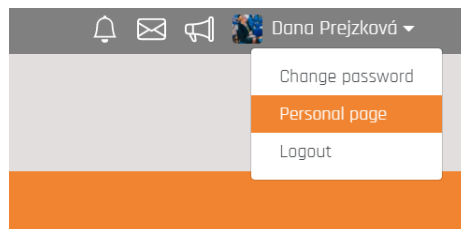
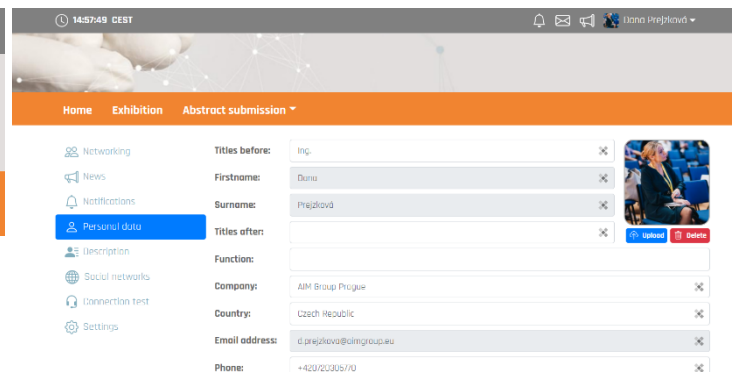
Enter the email address which you used to register. Click on Next and check your mail box to get your password. The password was sent to you from the email address info@gcon.me.



If you cannot find a message in your inbox, check your spam folder first. Later, if you don't remember your password, you can reset it.



After logging in, you can alter your profile details by clicking on your name in the upper right corner. If possible, please, upload your profile picture.

Titles before:	Ing.	
Firstname:	Dana	
Surname:	Prejzková	
Titles after:		
Function:		
Company:	AIM Group Prague	
Country:	Czech Republic	
Email address:	d.prejzkova@aimgroup.eu	
Phone:	+420/20305710	

DURING THE 7th PHENOGENOMICS CONFERENCE


Accessing the Live Stream of the Conference

To access the live session, please click on **EVENT LIVE** tab in [web menu](#) and enter the Virtual Hall. Please note that the Virtual Hall can only be accessed when the program is running.

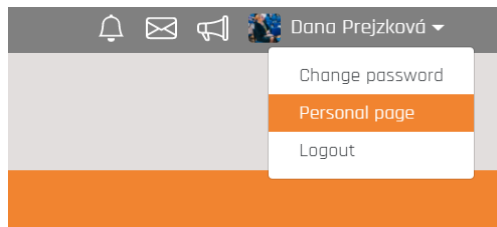
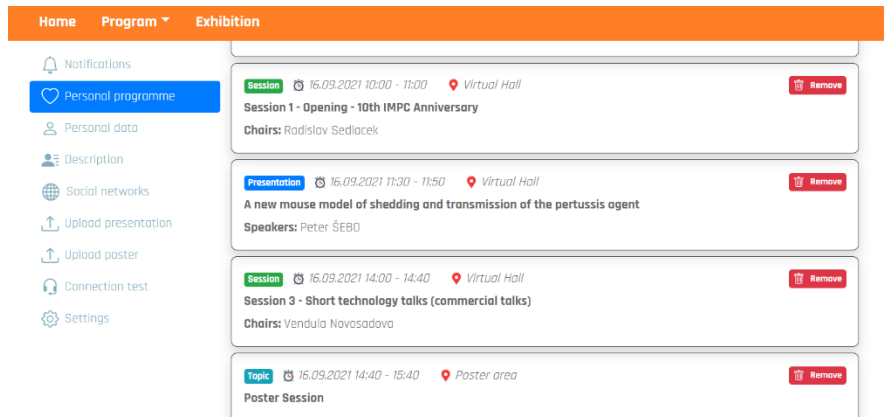
EVENT LIVE

The most up-to-date version of the **final programme** is available (after login) [here](#).

You may create **your own CCP conference** by “liking” the sessions or presentations you want to attend.



The preferred program appears on your personal page.

The electronic Conference **Abstract Book** will be distributed to all registered participants and will be available in the virtual platform to download.

Networking

During the CCP Phenogenomics Conference 2025 time there is an opportunity to communicate with colleagues registered to the Conference. Click on the **symbol of the envelope** in the upper right corner to access the communication platform and search the name of the person you would like to contact or use the list of participants. Your unread incoming messages from other delegates are marked on the envelope icon.


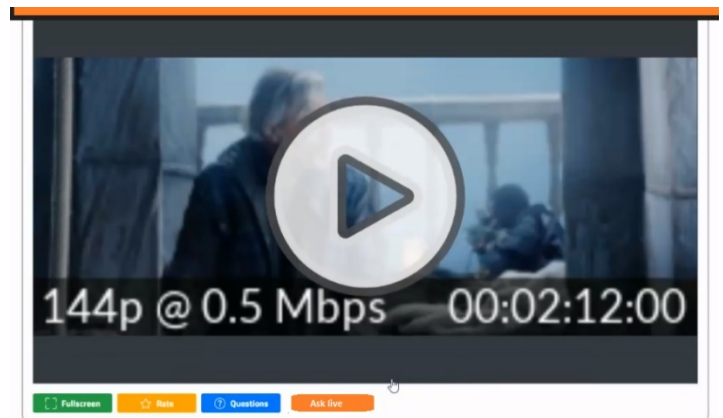


Questions & Answers Time

Q&A's will be at the end of each session.

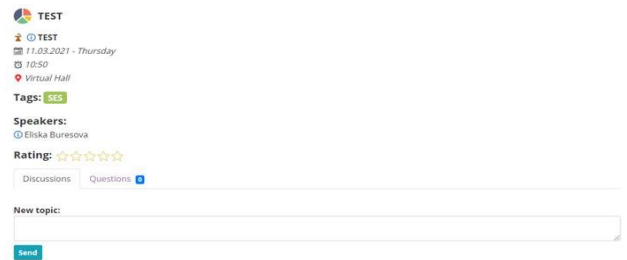
We invite and encourage you to send questions to the speakers. Click the Questions button in the Live Session interface. The Questions tab lists all the questions submitted to the author. You may like question already stated.

At the end of each session there will be a moderated Q&A's time. You may raise your hand using "Ask live" button and after chair's invitation you may ask your question directly. Others will hear you and see you. Please be sure there is no back-up noise than. It is highly recommended to test your device before:



The screenshot shows the CCP Phenogenomics Conference 2025 interface. At the top, there is a navigation bar with a clock showing 15:01:24 CEST, icons for notifications, messages, and a user profile dropdown for Dana Prejzková. Below the navigation bar is a menu with options: Home, Program, Exhibition, Abstract submission, SPEAKERS READY ROOM, and MY REMOTE PARTICIPATION. The main content area is divided into two columns. The left column contains a sidebar with links: Networking, News, Notifications, Personal programme, Personal data, Description, Social networks, Upload presentation, Upload poster, Connection test (highlighted in blue), and Settings. The right column contains a section titled "Here you can check the correct settings of your computer for online communication with other participants. If you do not complete the test, you will not be able to use some features of the system." Below this is a list of technical requirements: internet connection (at least 5 Mbps upload and 5 Mbps download), internet browser (current version of Google Chrome, Microsoft Edge, Vivaldi or Apple Safari), computer network (enabled UDP port 9000 for IP address 45.234.106.96), and audio and video (we recommend headphones with microphone and a quality webcam). Below the requirements is a section titled "Please, rewrite the code" with a large green circle containing the number 5791. To the right of this is a box titled "Copy the code from the animation here:" with a text input field containing 5791 and a Save button. Below this is a section titled "Here you can test your camera and microphone." with a large black rectangle representing the camera view. At the bottom, there is a status bar showing "Microphone is: ON" and "Webcam is: OFF".

Focused written Q&A's discussion can continue even after the live session. The discussion can be found under each abstract or presentation listed in the scientific program - access the Discussion tab in the relevant abstract' or presentation detail.



TEST
TEST
11.03.2021 - Thursday
10:50
Virtual Hall
Tags: SES
Speakers:
Eliska Buresova
Rating: ☆☆☆☆☆
Discussions Questions
New topic:
Send

Feedback form

To value authors and active participants, conference partners and organisers and to improve for the next edition we would kindly ask you to fill in feedback form. To do so, please visit **FEEDBACK** tab in [web menu](#).

Talks recordings

Live sessions will be recorded and made available to all registered participants for viewing shortly (within a week) after the live sessions are completed. Recordings will be available for 6 months after the Conference. Please note that also discussion dedicated to each presentation will remain available.

Conference Hotline - Contact Us

If you have any questions or issues during or prior to the CCP Phenogenomics Conference 2025, please contact us at p.skobis@aimgroup.eu.