

WELCOME TO THE 7th CCP PHENOGENOMICS CONFERENCE 2025.

Speakers Preview Room goes live on 5th September.

HOW TO GET IN?

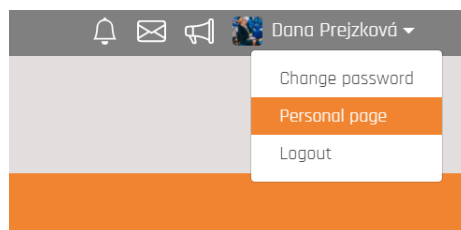
Use the “User login” button in the upper right corner of the [website](#):



Enter the email address which you used to register. Click on Next and check your mail box to get your password. The password was sent to you from the email address info@gcon.me.

If you cannot find a message in your inbox, check your spam folder first. Later, if you don't remember your password, you can reset it.


After logging in, you can alter your profile details by clicking on your name in the upper right corner. If possible, please, upload your profile picture.



HOW TO TEST YOUR CONNECTION PRIOR TO THE CONFERENCE?

In this very first step, you need to check your connection and hardware by using our preview system. This step is crucial. Please make sure you go through it before the Conference starts. Please do this test on the network and with the equipment which you are going to use to deliver your talk.

Enter **SPEAKERS READY ROOM** – IF YOU DON'T SEE IT, PLEASE LET US KNOW.



Go through the entire 5-step process.

This process checks that:

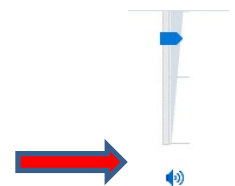
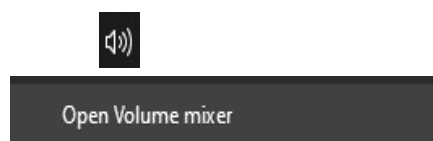


1. You use the latest version of a supported browser. (Chrome or MS Edge). Older browsers may not be supported! Please make sure to update it. Do not use iPhone, iPad or Android phones/tablets for your talk/presentation. Use a full desktop browser on your laptop or PC.
2. Your connection is stable.
3. Your camera and microphone are enabled.
4. Red text means there is a problem with some of your components and needs to be resolved.
5. The test will finish with a four digit PIN. This is a sign for you that all went well.

Use the Speaker Preview at the end of the process to see how you will look while presenting.

Make sure Chrome or Edge is **NOT MUTED**:

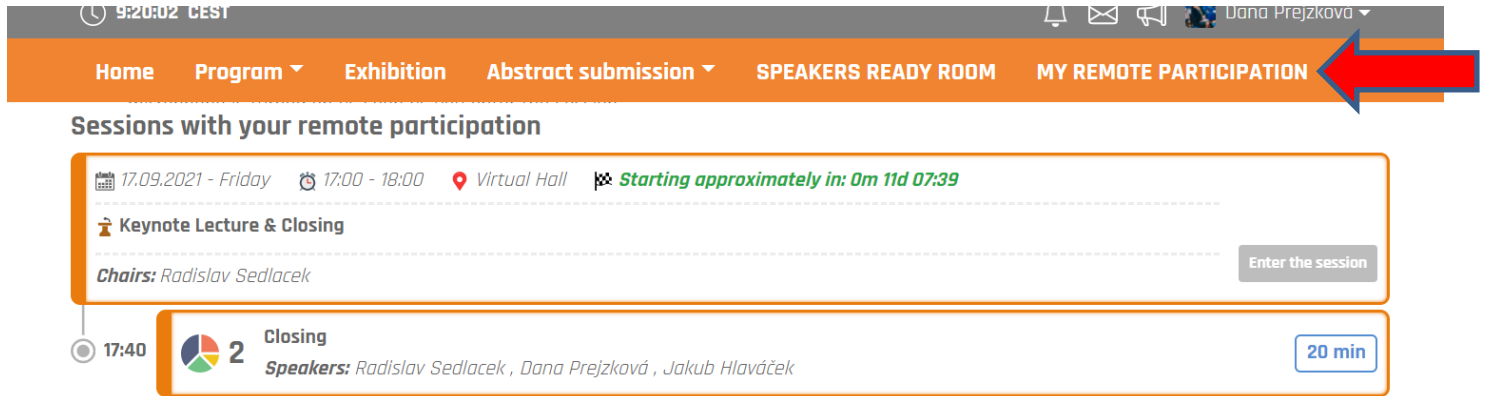
1. Right click on this icon in your taskbar
2. Select „Open Volume mixer“
3. Check if browser is not muted



HOW TO CHECK YOUR PARTICIPATION DURING THE CONFERENCE?

After going through the previous step, you can check MY REMOTE PARTICIPATION tab. In this tab, you will see all your sessions, which you actively participate in. This is where you will be accessing your active sessions during the Conference.

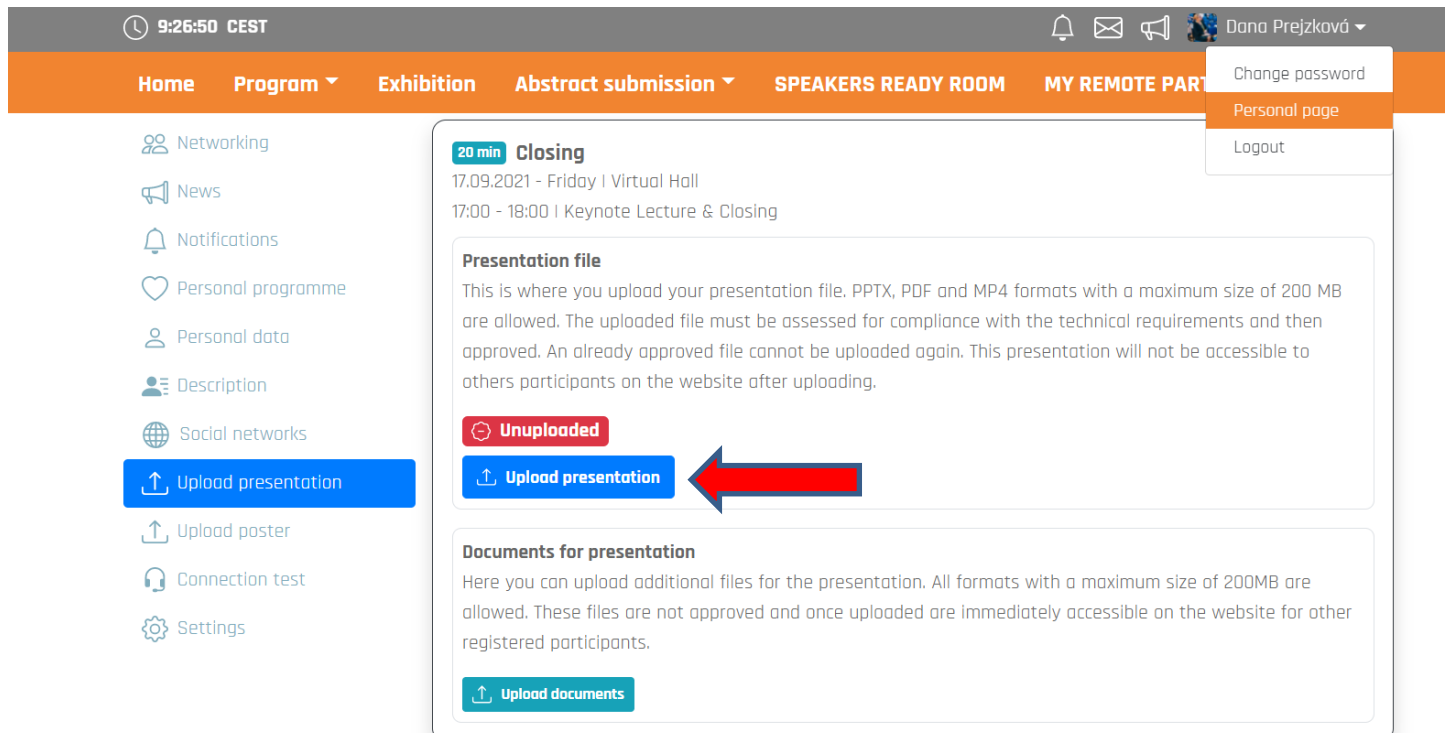
Presentation – slides upload



The screenshot shows the top navigation bar of the conference website. The 'MY REMOTE PARTICIPATION' tab is highlighted in orange and has a red arrow pointing to it. Below the navigation bar, the 'Sessions with your remote participation' section is visible. It shows a session titled 'Keynote Lecture & Closing' starting on 17.09.2021 at 17:00. A button 'Enter the session' is present. Below this, a 'Closing' session is listed with speakers Radislav Sedlacek, Dana Prejzková, and Jakub Hlaváček. A '20 min' duration is indicated.

This event is organized by the Czech Centre for Phenogenomics supported by the grant LM2018126 of the Ministry of Education, Youth and Sports (Programme for Large Infrastructures for Research, Experimental Development and Innovation, 2020 – 2022).

You are requested to provide us with your presentation **slides in advance, latest by 10th September 2025**. The following formats are acceptable: *.pptx, *.pdf, *.mp4. **Keynote formats are not allowed**. These need to be converted before your upload. You can upload / record your presentation (click your name – Personal Page – Upload presentation) or send it to ccp-conference@img.cas.cz.

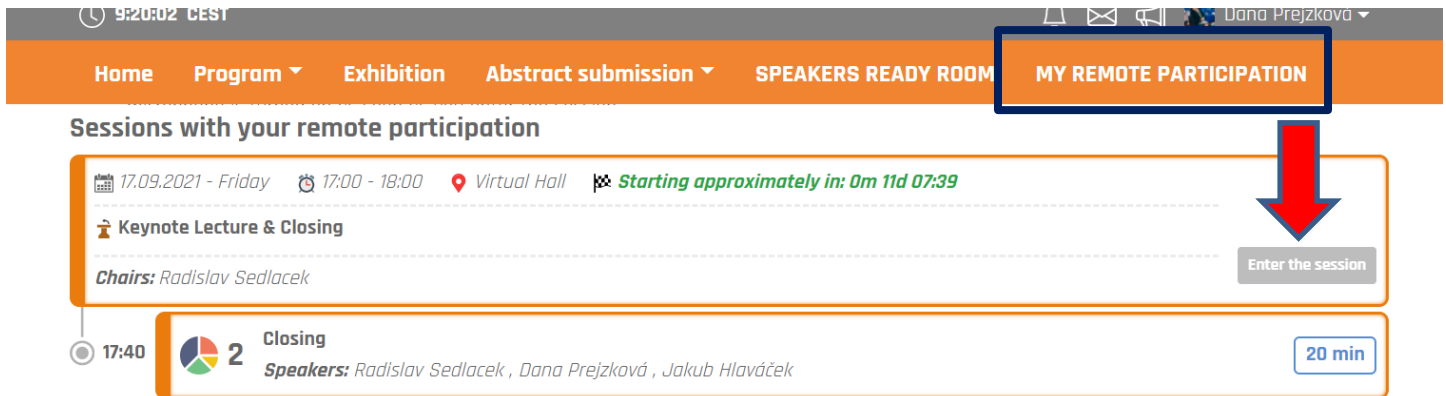


The screenshot shows the 'MY REMOTE PARTICIPATION' tab selected in the navigation bar. A dropdown menu is open, showing options: 'Change password', 'Personal page', and 'Logout'. The 'Personal page' option is highlighted. Below the navigation bar, the 'Closing' session is displayed. The 'Presentation file' section explains that PPTX, PDF, and MP4 formats are allowed with a maximum size of 200 MB. A red button 'Unuploaded' is shown. Below it, a blue button 'Upload presentation' is highlighted with a red arrow. The 'Documents for presentation' section explains that additional files can be uploaded, with a maximum size of 200MB. A blue button 'Upload documents' is shown.

HOW WILL IT WORK DURING THE CONFERENCE?

The official time zone of the 7th CCP Phenogenomics Conference 2025 is Central European Summer Time (UTC+2). The official programme will start on Tuesday, 11th September, at 9:00 AM.

First, please log in into the virtual platform (details above). **Please join your active session 15 minutes before each session starts.**



The screenshot shows a web interface for a virtual conference. At the top, there is a navigation bar with links: Home, Program, Exhibition, Abstract submission, SPEAKERS READY ROOM, and MY REMOTE PARTICIPATION. The 'MY REMOTE PARTICIPATION' link is highlighted with a blue box. Below the navigation bar, the section 'Sessions with your remote participation' is displayed. It lists two sessions: 'Keynote Lecture & Closing' and 'Closing'. The 'Keynote Lecture & Closing' session is scheduled for 17:00 - 18:00 on 17.09.2021 (Friday) in a Virtual Hall. It is chaired by Radislav Sedlacek. A red arrow points from the 'MY REMOTE PARTICIPATION' link to an 'Enter the session' button. The 'Closing' session is scheduled for 17:40 and is moderated by Radislav Sedlacek, Dana Prejzková, and Jakub Hlaváček. It has a duration of 20 minutes.

This event is organized by the Czech Centre for Phenogenomics supported by the grant LM2018126 of the Ministry of Education, Youth and Sports (Programme for Large Infrastructures for Research, Experimental Development and Innovation, 2020 – 2022).

Our technician will welcome you and guide you through the interface.

- Once your presentation starts, we will run your pre-recorded presentation or pre-uploaded slides on our computers. You will be controlling the presentation (slides) remotely by arrow buttons or moving slides below the presentation's window.
- At the end of each session there will be a "Discussion with speakers" moderated by the session's chair. He will be reading questions posted by the participants. Also anyone may also raise his hand and after chair's invitation he may ask his question directly to you using his sound and screen.
- Do not forget to use same outfit as you used for pre-recording (if the pre-recording is used).
- Encourage audience for interaction.

Should you have any questions or requests, please contact us at any time.

Conference Hotline - Contact Us

If you have any questions or issues during or prior to the CCP Phenogenomics Conference 2025, please contact us at p.skobis@aimgroup.eu.